



CHESTNUTHILL TOWNSHIP
PO Box 243, 271 Route 715
Brodheadsville, PA 18322
570.992.7247
mneeb@chestnuthilltwp-pa.gov

Residential Swimming Pool Permit Application

Requirements:

1. Attach a complete dimension plot plan of the lot and location, including placement and dimensions of the structure on the plot plan, setbacks, street names, lot lines, septic and well locations, and any delineated wetlands.
2. All pools require a completed Building Permit Application. Above ground pools less than 4 feet high require fencing. All in ground pools require fencing; fence permit applications must accompany this application.
3. Provide the Parcel Identification Number. If this property has changed owners provide the date of change.
4. Enclose a signed copy of the construction agreement and a copy of insurance information, General Liability and Workman's Compensation.
5. All transactions must be **check, money order or credit/debit card** and must accompany a completed permit application.
6. Applications must also be in conformance with Chestnuthill Township Stormwater Management Ordinance.
7. Residential Set Backs
RR & R1 - 60' Front (State Road), 40' Front (Twp. Road) ; 50' Rear; 15' Each Side;

*Please note that the minimum setback varies per zoning district and/or per project.

Select Applicable Fees

Make Checks Payable to Chestnuthill Township

Credit/Debit Cards Accepted

Certificate of Zoning Compliance: **\$50.00**

In Ground Pool: \$50.00 + \$0.25 per sq. ft.

Above Ground Pool: \$50.00 + \$0.25 per sq. ft.

Fence: \$0.25 per linear ft.

Pool Deck: \$0.25 per sq. ft.

Lot Owner Name:

Lot Owner Phone Number:

Lot Owner Address:

Email Address:

Lot Address (If Vacant Lot Location):

14 Digit Parcel Identification Number:

Is the 911 Address Posted Correctly:

Yes

No

Select Zone/District:

RR

R-1

R-2

R-3

RS

CR

LIC

BP

VC

GC

GI

I

Final Cost of Structure:

Total Sq. Ft. of Deck:

Total Diameter/Sq. Ft. of Pool:

Height of Structure:

Residential Set Backs:

Front:

Rear:

Sides:

Pool Contractor Name:

Pool Contractor Phone Number:

Deck Contractor Name:

Deck Contractor Phone Number:

Contractor(s) Address:

Applicant Name:

Applicant Phone Number:

Applicant Address:

I fully understand the provisions of this application and hereby certify that all information submitted is true and correct to the best of my knowledge

Applicant Signature: _____

Owner Signature: _____

Leave This Section Empty: To Be Completed Upon Review of Zoning Officer

Permit Number:

Date of Application:

Permit Status:

Reason (If Denied):

Approved

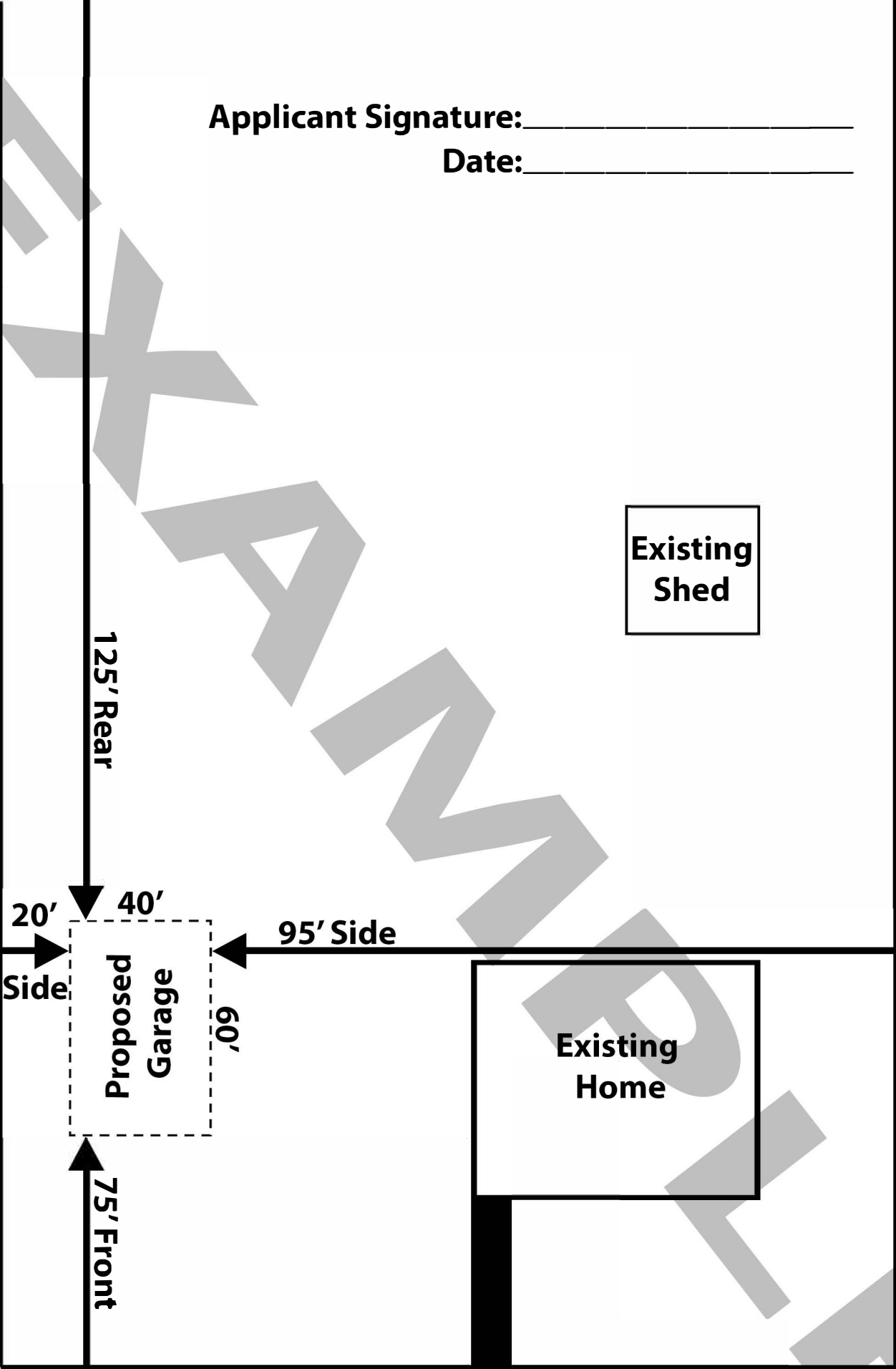
Denied

Matthew T. Neeb
Zoning Officer

Revised: 01/25

Applicant Signature:_____

Date:_____



Road Name

Applicant Signature:_____

Date:_____

Road Name

BUILDING
PERMIT
APPLICATION



BUREAU VERITAS NORTH AMERICA INC.
PO Box 243, 271 Route 715
Brodheads ville, PA 18322
835.241.2038
russell.davis@bureauveritas.com

Building Permit Application

Residential or Non-Residential

UCC Building Permit # _____ Zoning Permit # _____
(Issued by the Building Code Official) (Issued by the Zoning Officer)

LOCATION of PROPOSED CONSTRUCTION or IMPROVEMENT:

Site Address: _____ Tax Parcel # _____

Owner: _____ Phone # _____

Mailing Address: _____ Email: _____

_____ Fax # _____

Principal Contractor: _____ Phone # _____

Mailing Address: _____ Email: _____

_____ Fax # _____

TYPE OF WORK OR IMPROVEMENT (*Check One*)

- ☐ New Building ☐ Addition ☐ Alteration ☐ Repair ☐ Demolition ☐ Deck ☐ Fence
☐ Foundation Only ☐ Change of Use ☐ Above ground Pool ☐ Inground pool ☐ Electric Service
☐ Sign *Sign permit applications must include a site plan showing the location of the sign and measurements from any road or driveway, a detailed drawing of the sign showing all dimensions, and if the sign is internally or externally lighted. The sign must meet the Township Driveway Ordinance for sight distances from any driveway or intersecting road.*

Describe the proposed work: _____

ESTIMATED COST OF CONSTRUCTION (reasonable fair market value) \$ _____

DESCRIPTION OF BUILDING USE (*Check One*)

RESIDENTIAL

- ☐ One-Family Dwelling
☐ Two-Family Dwelling

NON-RESIDENTIAL

- Specific Use: _____
☐ Updated Certificate of Occupancy

LIST ALL BUILDINGS CURRENTLY ON THE PROPERTY (*include pools*)

Use Group: _____ Construction Type: _____ Occupancy Load: _____ Codes Used: _____

BUILDING / SITE CHARACTERISTICS

Terrain: ☐ Flat ☐ Moderate Slopes ☐ Steep Slopes
Mechanical: Indicate Type of Heating (i.e., electric, gas, oil, etc.) _____ Air Conditioning ☐ Yes ☐ No
Water Service: (Check) ☐ Public ☐ Private
Sewer Service: (Check) ☐ Public ☐ Private (Septic Permit # _____)

Does or will your building contain any of the following:

Fireplace(s) : Number _____ Type of Fuel _____ Type Vent _____
Elevator/Escalator/Lifts/Moving Walks: (Check) ☐ Yes ☐ No
Sprinkler System: ☐ Yes ☐ No

FLOODPLAIN *(The Floodplain Maps can be found at the Township Building or online: www.floodmaps.fema.gov)*

Is the site located within an identified flood hazard area? (Check One) ☐ Yes ☐ No

The applicant certifies that all information on this application is correct and the work will be completed in accordance with the "approved" construction documents and PA Act 45 (Uniform Construction Code) and any additional approved permit required by the Township. The property owner/applicant assumes the responsibility of locating all property lines, setback lines, easements, rights-of-way, flood areas, etc. Issuance of a permit and approval of construction documents shall not be construed as authority to violate, cancel or set aside any provisions of the codes or ordinances of the Township or Regulatory Agencies. The applicant certifies he/she understands all the applicable codes, ordinances and regulations.

Application for a permit shall be made by the owner or lessee of the building or structure, or agent of either, or by the design professional or contractor employed in connection with the proposed work.

I certify that the Building Code Official or the Construction Code Official or their Authorized Representatives shall have the authority to enter areas covered by this permit at any reasonable or mutually agreed time to enforce the provisions of the code(s) applicable to this permit.

Signature of Owner or Authorized Agent

Print Name of Owner or Authorized Agent

Address

Date

Reviewed By and Date	Description	
	Permit Fee	
	Administration Fee	
	State Fee	
	Total	

WORKERS COMPENSATION AFFIDAVIT

I, _____, do solemnly swear that I will not
Employ/hire any other persons for the project for which I am seeking a building permit.

After receipt of the building permit, if I employ any other persons, I must notify the
Township Office and provide proof of Workers Compensation coverage within three (3)
working days.

I understand that failure to comply will result in a stop work order and that such order
may not be lifted until proper coverage is obtained, as provided by Section 302 (e) (4) of
the act of June 2, 1915 (P.L. 736), known as The Pennsylvania Workmens'
Compensation Act, reenacted and amended June 21, 1939 and amended December 5,
1974 and amended July 2, 1993. (P.L.).

Signature

Subscribed and sworn to before me this _____ day of
_____, 20_____

(Signature of Notary Public)

My Commission expires

*UCC PERMIT INFORMATION REQUIRED FOR ABOVE GROUND & INGROUND POOLS

- 1) Type of pool ladder
- 2) Type of filtering system & pump (make, type, model #, etc.)
- 3) Type of fencing around pool & pool gate info.
- 4) Amount of gallons of water pool will hold

(Please reference attached samples of all information)

(The company where applicant has purchased the above ground or inground swimming pool should provide the following attachments for your particular purchase.)

A-FRAME LADDERS

Model 7200

Rollguard A-Frame Safety Ladder



Standard features of the Rollguard Ladder:

- Aesthetically pleasing contemporary design in beautiful warm gray color to complement today's brown or gray tone pools
- Large 5 inch x 18 inch wide Comfortreads
- Curved side rails designed with strength in mind
- Inner side rails include integrated side barriers to prevent entry behind the ladder
- Easy assembly with minimal hardware
- Adjusts to fit pools 48" to 54" tall
- Lockable Rollguard Barrier (lock included)
- Extra-large top platform
- Just fill side rails with water to prevent floating, no sand or bricks needed
- Fits pool top seats up to 14 inches wide
- Weight limit: 300 lbs.
- Five year warranty

Convertible
to Inpool Ladder
using
#CK7200 Kit -
sold separately.

G7200 Rollguard Gate

- Attached easily to our Rollguard Ladder to provide added security
- Self-closing and self-latching
- Satisfies most Building Inspector requirements
- Latch located well out of reach of small children
- Contoured design "hugs" ladder steps and restricts access
- Padlock included





Model 7100X

Evolution A-Frame Safety Ladder

- **NEW!** Warm gray color to complement today's brown or gray tone pools
- Economical yet full-featured A-Frame Ladder
- Adjustable to fit 48" to 54" high pools
- Each side adjusts independently
- Snap-lock treads for quicker, easier assembly
- Five treads on each side
- Swing-up outer treads for safety
- Outer treads can be padlocked (padlock included)
- Full 16" inside tread width
- Strong sturdy design
- Large top platform
- Minimal hardware
- No sand or bricks required; fills with water
- Five year warranty
- Weight limit: 300 lbs.

Convertible
to Inpool Ladder
using
#CK7100 Kit -
sold separately.





Model 7000X

Eliminator A-Frame Safety Ladder

- Eliminator A-Frame Ladder for 48" to 54" pools
- Heavy-duty construction
- Outside treads swing up into an upright position for security
- No sand or bricks required to prevent floating; fills with water
- Outer treads can be padlocked (cable lock included)
- Weight limit: 300 lbs.
- Treads measure 5" x 18" wide
- Five year warranty


Convertible
to Inpool Ladder
using
#CK100 Kit -
sold separately.






PowerFlo Matrix®

- Versatile, powerful pump for medium to large pools
- Heavy-duty motor available in ¾, 1 and 1½ hp
- Provides the greatest flow and largest debris basket in the PowerFlo® family
- Easily converts from horizontal to vertical discharge orientation for simple installation



PowerFlo LX™

- High-performance, high-value pump for medium to large pools
- Heavy-duty motor available in 1 and 1½ hp
- Tried-and-true option with everything you need and nothing you don't




PowerFlo II™

- Durable and economical pump for small to medium pools
- Heavy-duty motor available in ½, ¾ and 1 hp
- Self-priming capability with integral diffuser

Durability and dependability that only Hayward® can offer.


From the economical PowerFlo II to the best-selling PowerFlo LX to the deluxe PowerFlo Matrix, every PowerFlo pump comes with a heavy-duty motor and a durable housing for all-weather performance and quiet operation. All pumps also contain an extra-large debris basket with a quick-release clear cover and a high-quality impeller that minimizes clogs and maximizes relaxation. And because all PowerFlo pumps are corrosion-proof, you'll get years of reliable, dependable service, no matter which one you choose.

SPECIFICATIONS - POWERFLO MATRIX				
MODEL	DIM "A"	HP	INLET/OUTLET	CORD SIZE
SP1591	10 7/8"	¾	1½"	6'
SP1592	11 3/8"	1	1½"	6'
SP15922S	11 3/8"	1 hp-2 spd	1½"	6'
SP1592TL	11 3/8"	1	1½"	3'
SP1593	12"	1½	1½"	6'
SP15932S	12"	1½ hp-2 spd	1½"	6'
SP1593TL	12"	1½	1½"	3'

"TL" pump includes 3' twisting lock cord 

SPECIFICATIONS - POWERFLO SERIES				
MODEL	DIM "A"	HP	INLET/OUTLET	CORD SIZE
SP1540C	9 7/8"	40 GPM	1½"	6'

SPECIFICATIONS - POWERFLO II				
MODEL	DIM "A"	HP	INLET/OUTLET	CORD SIZE
SP1580	10 1/8"	1	1½"	6'
SP1580TL	10 1/8"	1	1½"	3'
SP1580X15	10 5/8"	1½	1½"	6'
SP1580X15TL	10 5/8"	1½	1½"	3'

"TL" pump includes 3' twisting lock cord 

SPECIFICATIONS - POWERFLO II				
MODEL	DIM "A"	HP	INLET/OUTLET	CORD SIZE
SP1750	10"	½	1½"	—
SP1775	10 7/8"	¾	1½"	—
SP1780	10 7/8"	1	1½"	—

To take a closer look at PowerFlo or other Hayward products, go to hayward.com or call 1-888-HAYWARD.





S144T 14" ProSeries™ Filter/System

Economical solution for smaller above-ground pools.

- Seven-position multiport control valve
- Filtration system Includes PowerFlo LX™ Series high-performance pump and one-piece base
- Available as a system or a filter only



S166T 16" ProSeries Filter/System

Larger unit designed to fit most above-ground pools.

- Seven-position multiport control valve
- Filtration system Includes PowerFlo Matrix® or LX Series high-performance pump and one-piece base
- Available as a system or a filter only



S180T 18" ProSeries Filter/System

High-powered, high-capacity filtration for larger above-ground pools.


- Seven-position multiport control valve
- Filtration system Includes PowerFlo Matrix or LX Series high-performance pump and one-piece, deluxe base
- Available as a system or a filter only



S210T 21" ProSeries Filter/System

Bigger solution for greater filtration in above-ground pools and small in-ground pools.

- Seven-position multiport control valve
- Filtration system Includes PowerFlo Matrix or LX Series high-performance pump and one-piece, deluxe base
- Available as a system or a filter only



S230T 23" ProSeries System

Ultimate system for large above-ground pools and small in-ground pools.

- Seven-position multiport control valve
- Filtration system Includes PowerFlo Matrix or LX Series high-performance pump and one-piece, deluxe base
- Available as a system only

Why you should go with the Pro.

Superior filtration from the inside out.

The ProSeries filter features an integral top diffuser that evenly distributes unfiltered water over the sand media bed in a cascading, umbrella-like pattern. This allows for the greatest filtration possible from every square inch of sand. The self-cleaning underdrain assembly with 360° slotted laterals provides a fast, balanced flow of clear water back to the pool while allowing for more thorough backwashing. Best of all, the ProSeries' full-flow technology operates for shorter periods, reducing your energy costs.

Seven-position valve puts you in control.

The ProSeries filter's patented multiport control valve—developed by Hayward®—is designed with seven different positions. An easy-to-use lever-action handle lets you quickly dial any function.

Long-lasting convenience.

You can easily access the ProSeries filter assembly for simple servicing via the unique folding ball joint in the laterals. A corrosion-proof housing protects the filter from severe weather, ensuring reliable operation for years to come.

PROSERIES SPECIFICATIONS

FILTER TYPE:	High-rate sand: No. 20 silica sand (.45 mm – .65 mm)
FILTER TANK:	Molded polymeric
UNDERDRAIN:	360° self-cleaning slotted laterals, precision installed in ball-joint assembly
CONTROL VALVE:	Seven-position, top-mount VariFlo® valve with lever-action handle
VALVE FASTENING:	Flange clamp design
PUMP AND MOTOR*:	PowerFlo LX or PowerFlo Matrix Series Pump – 115 volts
MOUNTING BASE:	Injection-molded thermoplastic

**Applies to systems only*

FILTER PERFORMANCE DATA

MODEL NUMBER	EFFECTIVE FILTRATION RATE	DESIGN FLOW RATE	TURNOVER (IN GALLONS)	
			8 hrs.	12 hrs.
S144T	1.07 ft. ²	25 GPM	12,000	18,000
S166T	1.40 ft. ²	30 GPM	14,400	21,600
S180T	1.75 ft. ²	35 GPM	16,800	25,200
S210T	2.20 ft. ²	44 GPM	21,120	31,680
S230T	2.70 ft. ²	54 GPM	25,920	38,880

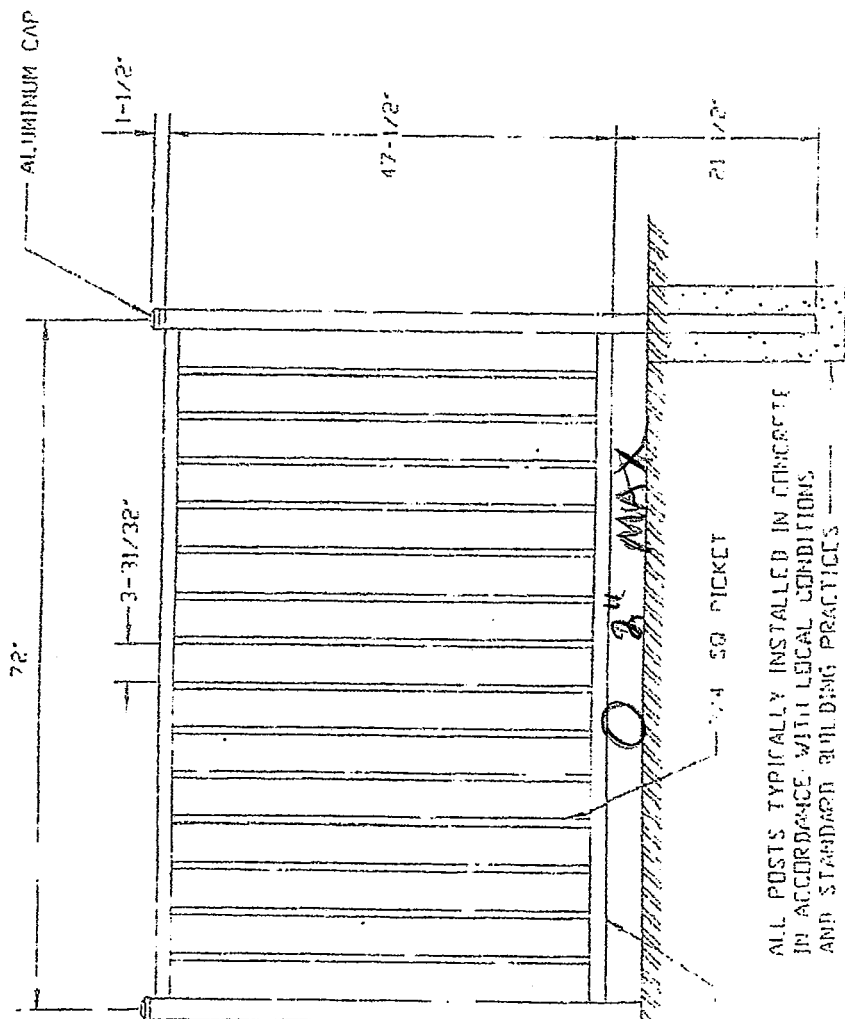
To take a closer look at ABG Sand Filters or other Hayward products, go to hayward.com or call 1-888-HAYWARD.



When provided with a 3-foot twist-lock cord.

LITPROABG15

EXAMPLE OF FENCING FOR POOLS:



The maximum gap from the bottom of the fence to the ground/surface is 2".

Jerth

Manufacturing Co., Inc.
3001 G Street • Philadelphia PA 19124
(800)344-2242

JERTH
OVATION ALUMINUM FENCE
48" HEIGHT

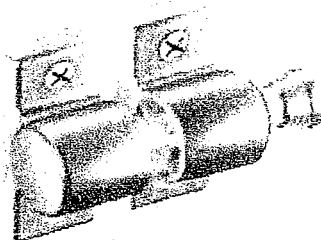
1 APRIL 1995
Copyright 1995
by Jerth

Hi-Performance Hardware



- Research & Development
- Quality Assurance
- Awards & Membership
Production
- Latches
Magna Latch
Lokk Latch Pro
Lokk Latch
- Hinges
Tru Close
Multi Fit
- Drop Bolts
- Architectural Locks
Hasplock
Pullbolt
- Accessories
Gate Stop
Gate Handle

MAGNA-LATCH





SIDE PULL model.

A general-purpose magnetic gate latch that is ideal for home and garden gates. When used on picket style swimming pool gates, a compliant acrylic shield must be used to prevent latch access by toddlers. Consult local authorities for height measurement/requirements on swimming pool gates.

Side Pull Model

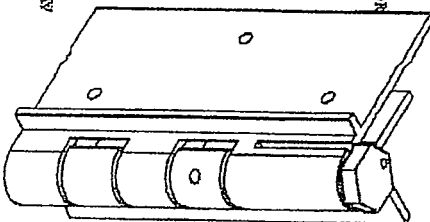
VERTICAL PULL or PET LATCH model. Can be used on some child care centers and some swimming pool gates (depending on the height of the fence). Ideal for most pet enclosures. Key lockable. Highly child resistant. Fits most gates and all gate materials. Ideal for gate/fence heights of 60" (1500mm) or above. Consult local authorities for height measurement/requirements on swimming pool gates.

Vertical Pull Model



TO
Ide
poc
cer
Key
Hig
ma
me
clo:
Fits
hei:
con
48"
hig
car
the
rea
Co:
for
req
swi

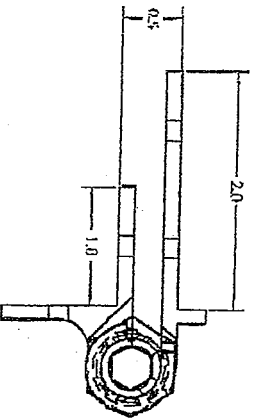
Self closing
IRC Approved Latch
Minimum Height 54"



HANCIS PIN SET SECRET

1. ALL DIMENSIONS IN INCHES.
2. BREAK ALL SLANT EDGES.

Self Closing,
Ice Approved Hinge-



© 2004. This distinctive mint molar is not reproduced without the permission of Perth Manufacturing Co., Yac

$$\Delta NGLE = 14.5^\circ$$
[illegible]

HINGE ASSEMBLY

DeWitt
Manufacturing Co., Inc.
Philadelphia, PA 19154
(800) 344-2242

RSJHIN

10

12:22 PM

1867



CHESTNUTHILL TOWNSHIP

P.O. Box 243, 271 Route 715
Brodheads ville, PA 18322
Phone: 570-992-7247
Fax: 570-992-2225

www.chestnuthilltwp-pa.gov
email: info@chestnuthilltwp-pa.gov



PERMITTING PROCESS FOR CHESTNUTHILL TOWNSHIP

All permit applications get submitted to the Township at the same time (one stop shop).

1. The Zoning fees are due at the time of application submission, payable by credit/debit card or by check/money order to "Chestnuthill Township".
2. Once we receive the permit applications, we will forward the building permit (UCC application) to Bureau Veritas North America Inc, if needed.
 - Please note that three (3) sets of plan copies are required to be submitted with the building permit application. In most cases signed & sealed plans are necessary.
3. Once the Building Code Official issues the building permit, the Township will contact you, letting you know that both the zoning and building permits are completed, along with the invoice fee for the Building Permit. The building permit fees will be due when all permits are completed and ready for pick-up. The building permit fee can be made payable by check or money order to: "BVNA".

Chestnuthill Township's Zoning Officer:

Matthew T. Neeb
mneeb@chestnuthilltwp-pa.gov
(570) 992-7247

Chestnuthill Township's Building Code Official and Building Code Inspector:

Bureau Veritas North America Inc.
Russell Davis
russell.davis@bureauveritas.com
(835) 241-2038

Chestnuthill Township's Sewage Enforcement Officer:

Hanover Engineering
Scott J. Brown, S.E.O.
sbrown@hanovereng.com
(610) 217-5944

WHY IT IS IMPORTANT TO CLOSE OUT YOUR ZONING PERMITS WHEN COMPLETED:

The importance for applicants to call when their zoning projects are completed is multi-faceted.

- Zoning Permits expire within one year of the issued date, and by calling to let the Zoning Department know that the project is complete, you are assuring that the permit will not expire, and additional fees are not charged to renew that permit.
- You are assuring that the project receives a Zoning Compliance letter, so that if in the future the home changes ownership, all permit records are complete. This is a good selling tool and will reassure the prospective buyer that the house is in compliance with zoning and building codes.

If we can't find you, we can't help you!

Correct Placement



Incorrect Placement



Some DOs and DON'Ts to help you with proper sign placement

Do place your sign...

- With 4 inch numbers
- At least 3 feet but no greater than 6 feet above the ground surface
- On the same side as your driveway
- So it is adequately visible from both directions of travel
- At least 4 feet off of the edge of the paved roadway
- Call 811 (One Call) before your dig!

Don't...

- Purchase a sign with 3 inch numbers
- Place the sign across the street from your driveway
- Place the sign below 3 feet as it may be obscured by snow in the winter.

Chestnuthill Township Ordinance 2011-03 requires reflective emergency response signs be placed at all driveway entrances to occupied structures. Be sure your sign measure 6" by 18" reflective green with 4" reflective white numbers on both sides. Signs can be purchased at any retail store which carries the 6" x 18" reflective green sign and 4" reflective white numbers.